



GWM AFTER SALES SERVICE

New Car Warranty

Car warranty coverage up to 5 years or 150,000 km (whichever comes first).

EV Battery Warranty

Battery warranty up to 8 years or 180,000 km (whichever comes first).

Telematics

GWM Telematics Application available for services, providing care and management for your vehicle.

24 hr. Roadside Assistance

24-hour emergency assistance.

Customer Service

24-hour coordination and information service.

Courtesy Car Service

Car replacement availability during car service.*

Mobile Service

Off-site car inspection and maintenance services are provided.*

Pick up & Delivery Service

Pick up and delivery service for maintenance service.*



If you encounter issues or require further information, please contact the GWM Customer Service Center of Great Wall Motors Manufacturing (Thailand) Co., Ltd.

To order or book a test drive, please contact us through the GWM website and the GWM application

***For enquiries about details and service terms, please refer to : GWM CONTACT CENTER 02-668-8888**

 Follow us at GWM TANK Thailand

NEW

GWM TANK 300
DIESEL | HEV



NEW GENERATION **2.4T DIESEL ENGINE**



NEW GWM TANK 300 DIESEL : Stand Out With Style

For those with style, ready to elevate every journey.
Experience the ultimate lifestyle with our unique design and luxurious features.
NEW GWM TANK 300 DIESEL, be yourself on every journey.



Max Net Engine Power

184 PS

At 3,600 RPM

Max Net Engine Torque

480 Nm

At 1,500 - 2,500 RPM

Silently powerful with

7 Technologies
that reduce engine noise
and vibration.



Piano Black Rectangle Front Grille

Piano Black Rectangle Front Grille that reflects the luxury, prominence, and unique identity of the TANK 300.

Intelligent Dual LED Headlight

Drive with confidence with our Intelligent Dual LED Headlights, featuring fog lights* and a follow-me-home lighting function.

Vertical LED Taillight

Eye-catching Vertical LED Taillights, seamlessly blending style and functionality.

17" Piano Black Alloy Wheel

Confidently drive on every terrain with our 17" Piano Black Alloy Wheel and Highway Terrain (H/T) tires that are ideal for highways.



• 60:40 Foldable Seats

Enjoy our spacious cabin with foldable backseats.

UNIQUE BOXY SUV DESIGN

Unique at every angle to fully reflect your individual style. Striking, trendy and sleek – our NEW TANK 300 DIESEL is confidently you on every journey.



EXCEPTIONAL LUXURY JOURNEYS

Experience comfort and luxury like never before. Whether in the city or off-road, exceptional luxury accompanies you on every journey.

• 24.6" Entertainment & Control Display Screen

12.3" Touchscreen Entertainment Display.

• Electric NAPPA Seats

Premium leather seats with electric lumbar adjustment, driver seat massage system* and a ventilation system.* Interiors complimented by our sunroof.*

*Supported for 2.4T Ultra and 2.4T Ultra 4WD only



• Driving Mode Control*

Experience the luxurious drive with 9 driving modes and our Electronic Shifter.

• AMOR Subwoofer*

Elevated entertainment with our Amor Acoustic sound system that comes with 8 speakers and a Subwoofer.

• Backseat Air-condition*

Spacious backseats made comfortable with our Backseat Air-condition.

*Supported for 2.4T Ultra and 2.4T Ultra 4WD only



SUPERIOR INTELLIGENCE

Feel confident on every drive with our advanced intelligent safety technology.

- Rear Collision Warning (RCW)*
- Wisdom Dodge System (WDS)*
- Lane Departure Warning (LDW)
- Lane Center Keeping (LCK)*
- Emergency Lane Keeping (ELK)*
- Lane Change Assistance (LCA)*
- Second Collison Mitigation (SCM)
- Hill Start Assist/ Hill Descent Control (HSA/HDC)

*Supported for 2.4T Ultra and 2.4T Ultra 4WD only











- Auto Emergency Braking + Intersection (AEBI)*
- Maneuver Emergency Braking (MEB)
- Front Collision Warning (FCW)*
- Adaptive Cruise Control with intelligent cornering (Intelligent ACC)*
- Traffic Jam Assist (TJA)*
- Rear Cross Traffic Alert (RCTA)*
- Rear Cross Traffic Braking (RCTB)*

*Supported for 2.4T Ultra and 2.4T Ultra 4WD only



INTELLIGENT APPLICATION









Enjoy our GWM Intelligent Application that delivers seamless convenience to your everyday life.

- | | |
|---|---|
|  Doors and Windows Status
– Doors and windows status, Doors and windows reminder, Lock & unlock doors and Close windows* |  Sunroof status*
– Close sunroof* |
|  Low Fuel Level Reminder* |  E-Fence and Vehicle Location* |
|  Tire Temperature and Tire Pressure Status* |  Seat Ventilation Status*
–Turn On/Off Seat Ventilation* |
|  Low 12V Battery Reminder* |  Air Condition Status
–Turn On/Off Air Condition* |

*Support for 2.4T ULTRA and 2.4T ULTRA 4WD only

Easy to connect, control it as you wish.

INTELLIGENT VOICE COMMAND

- | | | | |
|---|---|---|--|
|  Phone Call |  Air Condition |  Seat Ventilation |  Music and Radio |
|  Weather |  Sunroof Window |  Navigation |  Ambient Light |

GWM TANK 300 HEV ULTRA

ALL ROAD PERFORMANCE

Tackle any terrain with our 2.0L gasoline engine, featuring a turbocharger that delivers a maximum engine power of 244PS and a maximum torque of 380 Nm. Combined with the power of the electric motor, the TANK 300 HEV reaches a maximum power of 106 PS and a maximum torque of 268 Nm.



Embrace The Spirit of True Adventurers

- **TANK Turn** : Turning assistance within tight spaces.
- **Off-Road Cruise Control** : Automatic speed control for off-road terrain.
- **Driving Mode Control** : 7 driving modes to support driving in both urban and off-road environments.
- **Auto Reversing Assistance (ARA)**

3 Types of Integration Intelligent Parking (IIP)



SPECIFICATION GWM TANK 300

1. GWM TANK 300 DIESEL 2.4T PRO

Dimensions

- Length 4,760 mm.
- Width 1,930 mm.
- Height 1,903 mm.
- Wheelbase 2,750 mm.
- Distance between front wheels & rear wheels 1,608 / 1,608 mm.
- Ground clearance 224 mm.
- Wading depth 700 mm.
- Fuel tank size 78L

Engine

- Diesel with variable-geometry turbocharger (VGT)
- Electronic Control High Pressure Common Rail Direct Injection
- Engine Displacement 2,730 cc
- Max. Net engine power 135 (184) / 3,600 kW (PS) / RPM
- Max. Net engine torque 480 / 1,500 – 2,500 Nm / RPM

Driving Assistance System

- Driving mode: Standard / Sport / Economy
- Transparent Body

Transmission System

- 9 Speed auto transmission (9HAT)

Suspension System

- Double wishbone front system
- Multiple link suspension

Steering Wheel System

- Electric steering wheel
- Speed sensing steering
- Power steering mode: Light / Comfort / Sport

Brake System

- Front and rear: Four-wheel ventilation disc brake

Tire and wheel

- Tire size: 265/65 R17
- Tire type: H/T
- Wheel size: Alloy 17"
- Spare tire: Installed on tailgate

Exterior Equipment

- Intelligent LED Headlamp –Auto on-off headlamp
- Follow-me-home system

- LED Daytime running light (DRL)

- LED Taillight

- Rear LED fog lamp

- Electric adjustable and auto folding side mirror with turning lamp

- Front and rear wiper

- Shark fin antenna

- Side step

Interior Equipment

- Black interior
- Electric steering wheel with audio and driving information switches
- Paddle shift
- Electronic parking brake (EPB) and automatic vehicle hold (AVH)
- Driving mode controller
- Electronic shifter
- Smart key and push start system
- Sun visor with mirror and light
- Synthetic leather seats

- 1st Row seat –Electric driver seat adjustable 6 directions
- Electric passenger seat adjustable 4 directions
- Backrest adjustment with 2 levels
- 60:40 Foldable seat
- Center armrest with cup holder

- 2nd Row seat

- USB Port for front & rear passenger
- USB port for driving recorder
- Power supply slot (12V)

- Driver's window with one-touch button

Convenience

- 12.3" Digital information display
- Speed sensing auto door lock
- Auto air condition (front with 2 zone control)

Entertainment

- 12.3" Touchscreen multimedia display
- 6 speakers
- Apple CarPlay & Android Auto, Bluetooth, MP5

Safety systems and Intelligent technology

- Front / side / curtain airbags
- 360° surrounding camera
- Cruise control
- Lane Departure Warning (LDW)
- Lane Keeping Assist (LKA)
- Maneuver Emergency Braking (MEB)
- Second Collision Mitigation (SCM)
- Hill Start Assist / Hill Descent Control (HSA / HDC)
- Tire Pressure Monitoring System (TPMS)
- 4 Rear sensors
- Emergency Signal System (ESS)
- Child seat anchor (ISOFIX)
- Child safety lock

2. GWM TANK 300 DIESEL 2.4T ULTRA

Exterior Equipment

- + Front and rear LED fog lamp
- + Electric adjustable and auto folding side mirror with turning lamp with memory
- + Electric sunroof
- + Roof rail

Interior Equipment

- + Multi-color ambient light
- + Auto dimming rearview mirror
- + Nappa leather with synthetic leather
- + 1st Row seat –Electric driver seat adjustable 8 directions
- Memory and welcome seat
- Driver seat with electric lumbar support 4 directions
- Ventilation system
- Driver seat massage system

- + Power supply slot (220V)
- + All electric windows with one-touch button

Convenience

- + Wireless charger
- + Navigation
- + Voice command
- + Air quality control system (AQS)
- + PM 2.5 detector and ionizer
- + N95 filter
- + Firmware Over-the-air (FOTA)
- + Weather display

Entertainment

- + 8 Amor Acoustic speakers + subwoofer

Intelligent Application

- Monitoring via application
- + Doors and windows status
- + Air condition status
- + Sunroof status
- + Seat ventilation status
- + Total mileage/ cruising range / fuel level
- + Tire temperature and tire pressure status

4. GWM TANK 300 HEV ULTRA

Dimensions

- + Fuel tank size 75L

Engine

- + Gasoline with variable-geometry turbocharger (VGT)
- + Direct injection
- + Engine displacement 1,998 cc
- + Max. Net engine power 180 (244) @ 5500 – 6000 kW (PS) / RPM
- + Max. Net engine torque 380 @ 1700 – 4000 Nm / RPM
- + Max. Electric motor power 78 (106) kW (PS)
- + Max. Electric motor torque 268 Nm

Driving Assistance System

- + Driving mode: Standard / Sport / Economy
- + Off-road driving mode: Snow / Mud / Sand / 4L

Intelligent Application

- Monitoring via application
- + Doors and windows reminder
- + Low 12V battery reminder
- + Low fuel level reminder
- + Vehicle location
- + E-fence

Controlling via application

- + Lock & unlock doors
- + Close windows
- + Close sunroof
- + Turn on / off air condition
- + Turn on / off seat ventilation

Safety system and Intelligent technology

- + Call center
- + Emergency call
- + Adaptive Cruise Control with Intelligent Cornering (ACC)
- + Traffic Jam Assist (TJA)
- + Auto Emergency Braking + Intersection (AEBI)
- + Front Collision Warning (FCW)
- + Lane Center Keeping (LCK)
- + Emergency Lane Keeping (ELK)
- + Wisdom Dodge System (WDS)
- + Lane Change Assistance (LCA)
- + Rear Collision Warning (RCW)
- + Rear Cross Traffic Alert (RCTA)
- + Rear Cross Traffic Braking (RCTB)
- + Door Open Warning (DOW)
- + 4 front and rear sensors
- + Traffic sign recognition

3. GWM TANK 300 DIESEL 2.4T ULTRA 4WD

Driving Assistance System

- + Driving mode 2H / 4H / 4L / Snow / Sand / Mountain / Rock / Pothole / Expert
- + TANK Turn
- + Off-road Cruise Control

Transmission System

- + 4WD : Dual speed
- + Rear electric differential lock

Exterior Equipment

- + Intelligent LED Headlamp –Auto high-low beam

- The company may change some details of information, specifications and grades at any time with prior notice. Image, data and equipment appearing in this documents may be different from an actual car. Please check the details and equipment components from our contact center. For safety and efficiency,

please study from owner manual before use. Deviations from the colors and shapes shown in the illustrations may occur. The company is not responsible for any printing error.

- This specification sheet is for GWM TANK 300 DIESEL manufacturing year 2026.

- Supports E20 for GWM TANK 300 HEV PRO & ULTRA.

- Supports B20 for GWM TANK 300 DIESEL 2.4T PRO, 2.4T ULTRA & 2.4T ULTRA 4WD.



COLOR CHART

Car Dimension



1,930 mm.



4,760 mm.

Interior

ULTRA / Black



PRO / Black

